W-Test™ WT400,500 & 670 Cable Assembly

for Precision Test

withwave

Versatile RF & MW Test Solutions

W-Test™ cable assemblies are complete line of high precision flexible microwave cable assemblies, specially for stable phase testing. These WT series are designed by excellent microwave interconnection technologies.

The WT400,500 & 670 cable assemblies are claimed to have excellent insertion loss, high phase/amplitude stability in relation to temperature.

Features

1. **Center Conductor :** Silver Plated Copper
2. **Dielectric core :** LD PTFE
3. **Outer Conductor 1**: Silver Plated Copper Tape
4. **Buffer Layer :** Resinous Tape (*except WT400)
5. **Outer Conductor 2 :** Silver Plated Copper Tape
6. **Jacket :** FEP
7. **Crush Protection Layer**
8. **Braiding**
9. **PTFE Stable Gum.**
10. **Braided Outer Jacket :** Black with purple tracer

Specification

Scope	Specification	WT400	WT500	WT670
Electrical	Impedance(Ohm)		50	
	Operation Freq.(GHz)	40	50	67
	VSWR(Max)	1.3	1.3	1.4
	Amplitude stability (dB)		< ± 0.1	
	Phase stability (degree)	<+/- 5.4	<+/-4.8	<+/-6.3
	Attenuation (dB/M)	3.0 @ 40 GHz	5.0 @ 50 GHz	5.9 @ 67 GHz
	Velocity of propagation(%)	83	78	
Physical	Bending radius(Min)		20 mm	
	Connector	2.92 mm	2.4 mm	1.85 mm
	Cable Diameter(mm)		6.4	

Test Result

Part No. : WT400-KM1KM1-1M
- Frequency : DC to 40 GHz
- Connector : 2.92 mm (Male)
- Cable Length : 1 meter

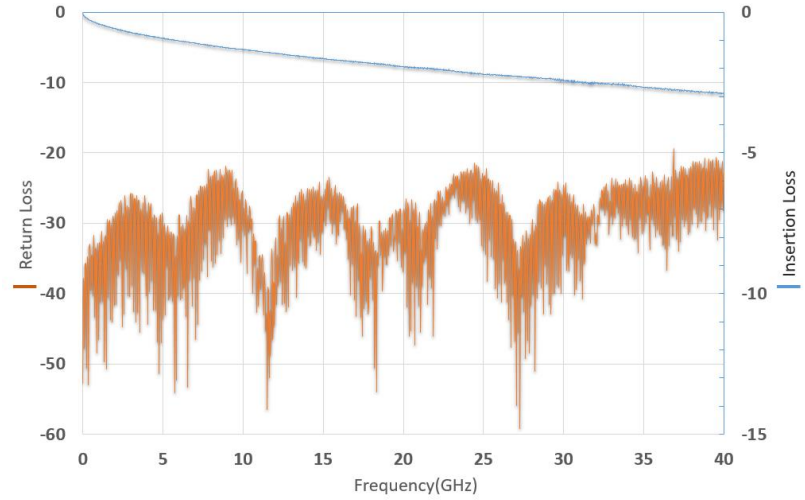

Part No. : WT500-2M12M1-1M
- Frequency : DC to 50 GHz
- Connector : 2.4 mm (Male)
- Cable Length : 1 meter

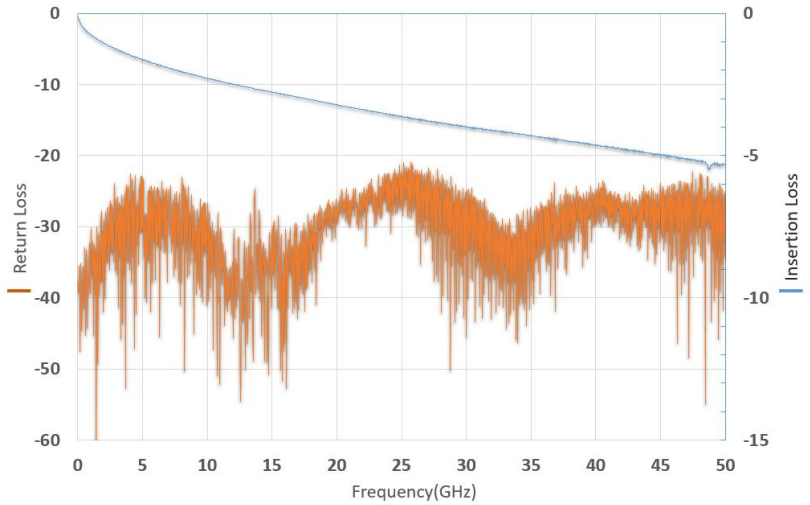

Part No. : WT670-VM1VM1-1M
- Frequency : DC to 67 GHz
- Connector : 1.85 mm (Male)
- Cable Length : 1 meter

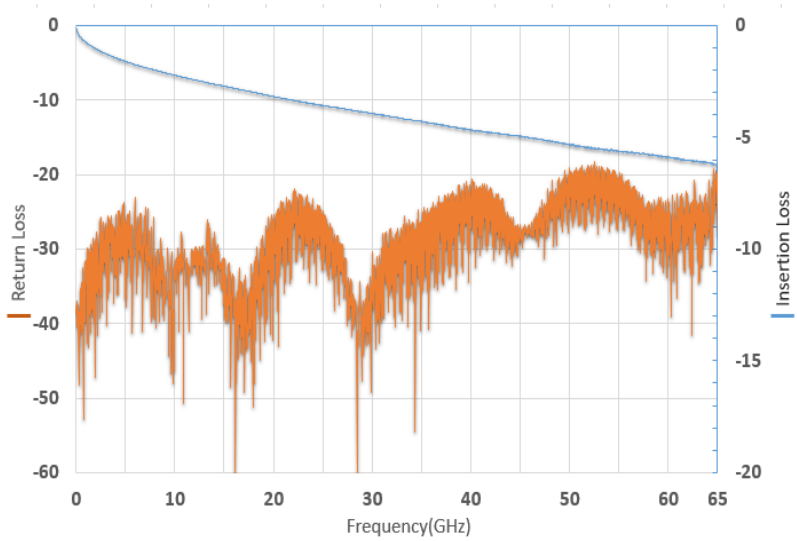

Selection Guide

WT670 – VM1VM1 - 1M

Cable Type	Connector Type	Cable Length
WT400 (40 GHz) WT500 (50 GHz) WT670 (67 GHz)	KM1 : 2.92 mm(Male) 2M1 : 2.4 mm(Male) VM1 : 1.85 mm(Male)	Unit : Meter